

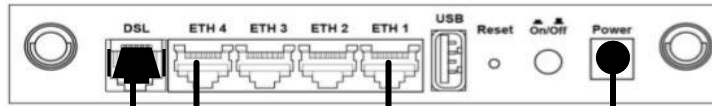
Comtrend VR-3033 Installation Guide

Front View:



Modem/Router Combo

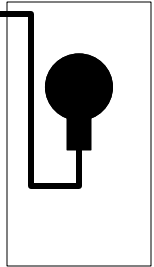
Back Panel View:



- Refer to bottom of modem to find wireless internet name and password

- NOTE**
- The DSL and phone cord uses a RJ11 (smaller end cord)
 - Anything plugged into ETH 1,2,3 or 4 uses RJ45 (bigger end cord)

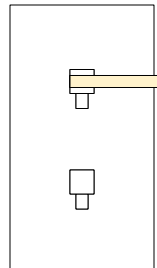
- Plug power supply in



- These ports can be used to directly connect a device such as a PC, for a direct connection
- Or it could be used to connect a customer owned router (not needed) (contact administrator if you wish to do so)
- If you wish to plug a device in for a direct connection AND you have an extra router, plug the device into the extra router, NOT the modem

- Any phone device such as an answering machine, has to be plugged into a separate filter on the phone symbol side
- If there is only a modem on the one wall jack and no phone, then the filter is not needed

- Modem plugs into the LEFT side of the filter (says DSL)
- Phone plugs into RIGHT side of the filter (says "phone" with phone symbol)



- Modem plugs into the LEFT side of the filter (says DSL)
- Phone plugs into RIGHT side of the filter (says "phone" with phone symbol)